



### District Report Card: 2017


<b>State:</b> Jharkhand	<b>District:</b> Dhanbad
<b>Class:</b> 5	<b>Subject:</b> Language
<b>Schools:</b> 61	<b>Students:</b> 1149


### Participation/Coverage


#### Students

<div>GENDER</div> <div></div>	Boys				Girls			
	Number		%		Number		%	
	550		47.87		599		52.13	

<div>AREA</div> <div></div>	Rural				Urban			
	Number		%		Number		%	
	783		68.15		366		31.85	

<div>CATEGORY</div> <div></div>	SC		ST		OBC		GEN	
	Number	%	Number	%	Number	%	Number	%
	272	23.67	147	12.79	673	58.57	57	4.96

<div>CWSN</div> <div></div>	LD	VI	HI	S&LD	ID	Oth
	0	4	1	2	2	19

<div>Management</div> <div></div>	Government			Government-aided		
	Number		%	Number		%
	1105		96.17	44		3.83

### Average Performance of Students in Language (%)

Overall	Gender		Area		Management		Social Group			
	Male	Female	Rural	Urban	Govt.	Aided	SC	ST	OBC	GEN
67.07	66.88	67.23	65.42	70.60	66.82	73.33	64.56	69.57	67.26	70.29

### Performance on Learning Outcomes (LOs)

Learning Outcomes	Description	Average Performance(%)
L504	Reads and comprehends independently storybooks, news items/ headlines, advertisements etc.	61.34
L508	Reads text with comprehension, locates details and sequence of events	69.93

Range of Performance of Students who Answered Correctly							
Below 30%		30% - 50%		50% - 75%		Above 75%	
Number	%	Number	%	Number	%	Number	%
72	6.27	161	14.01	471	40.99	445	38.73

### Lowest Performing Learning Outcomes (LOs)

- 1 - Reads and comprehends independently storybooks, news items/ headlines, advertisements etc. (61.34)
- 2 - Reads text with comprehension, locates details and sequence of events (69.93)